



Equipment for the Foodservice Industry

Project Name: \_\_\_\_\_  
Product Number: \_\_\_\_\_  
Quantity: \_\_\_\_\_

## VERSA-CHILL SALAD PREPERATION TABLES WITH DRAWERS

### **GENERAL**

Using steel construction these sandwich preparation tables are available in 3 sizes to meet your needs,

### **Cabinet Construction**

The exterior sides and front are covered in 24 Gauge, type 430 Stainless Steel.

The interior walls and doors are covered in 22 Gauge, type 430 Stainless Steel and the floors are covered in 24 Gauge, type 304 Stainless Steel.

The inside corners are rounded for easy cleaning. The units come equipped with adjustable PVC coated shelves.

The entire unit is built using a high density Polyurethane insulation that is applied in place. Units come equipped with plastic cutting boards

### **Doors / Drawers**

Recessed handles for smoother front and reduced space requirements.

The gasket is magnetized to provide easy removal for cleaning.

Self-closing doors equipped with "stay open" feature when opened past 90 degrees.

Drawers provide quick and efficient access to items.

### **Refrigeration**

Oversized factory balanced system designed to hold 33 - 45 degrees Fahrenheit.

The refrigeration system uses R134A or R404A that is CFC and HCFC free.

Condensor unit is easily accessible for routine cleaning and maintenance.

### **Electrical**

Units come factory wired and ready to connect with 115/60/1 phase, 15 amp dedicated plug and cord.



CSDW2-27VC



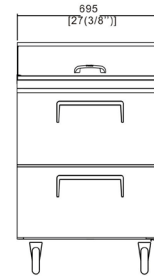
CSDW2-48VC



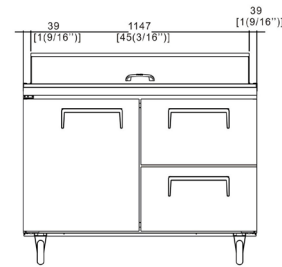
CSDW2-60VC

MODEL	CSDW2-27VC	CSDW2-48VC	CSDW2-60VC
<b>EXTERNAL DIMENSIONS</b>			
Overall Width inches / mm	27.5 / 698	48.2 / 1225	60.2 / 1530
Overall Depth inches / mm	30.0 / 762.7	30.0 / 762.7	30.0 / 762.7
Overall Height inches / mm	43.7 / 1109.2	43.7 / 1109.2	43.7 / 1109.2
Number of Doors / Drawers	0 / 2	1 / 2	1 / 2
<b>INTERNAL DIMENSIONS</b>			
Capacity Cubic ft. / litres	6.5 / 184	12 / 340	18.2 / 515
Internal Width inches / mm	23.9 / 608	44.7 / 1135	56.7 / 1440
Internal Depth inches / mm	25.4 / 644	25.4 / 644	25.4 / 644
Internal Height inches / mm	26.7 / 677	26.7 / 677	26.7 / 677
Number of shelves	N/A	1	1
<b>ELECTRICAL</b>			
Full Load Amperes 115/60/1	4.4	7.6	9
Cord Length Feet / Meters	8.5 / 2.6	8.5 / 2.6	8.5 / 2.6
Plug type	NEMA 5-15	NEMA 5-15	NEMA 5-15
<b>REFRIGERATION DATA</b>			
Refrigerant	R134A	R134A	R134A
Horsepower	1/4	1/3	1/2
<b>WEIGHT</b>			
Gross Weight lbs / kg	220 / 99.8	264 / 119.8	353 / 160.2

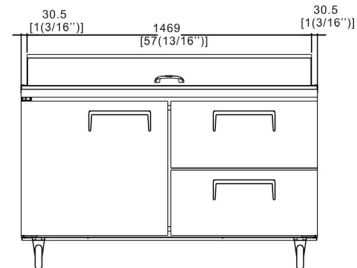
## FRONT ELEVATIONS



CSDW2-27VC

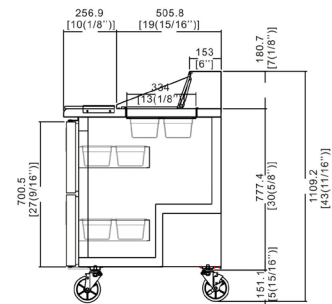


CSDW2-48VC



CSDW2-60VC

## SIDE ELEVATION



5-15P

### WARRANTY INFORMATION

One year parts and labour.  
Five years on compressor.



EFI Sales Ltd. (604) 607-8850  
 Corporate Office (888) 565-9920 Toll Free  
 26895 Gloucester Way (604) 607-8820 Fax  
 Langley, BC V4W 3Y3 info@efifoodequip.com

Distribution Facilities:  
 Toronto, ON  
 Langley, BC