



Equipment for the Foodservice Industry

Project Name: \_\_\_\_\_  
Product Number: \_\_\_\_\_  
Quantity: \_\_\_\_\_

## VERSA-CHILL MEGA TOP PREPARATION TABLES

### **GENERAL**

Using steel construction these Mega Top preparation tables are available in 4 sizes to meet your needs and include a Polyethylene cutting board.

### **Cabinet Construction**

The exterior sides and front are covered in 24 Gauge, type 430 Stainless Steel.

The interior walls and doors are covered in 22 Gauge, type 430 Stainless Steel and the floors are covered in 24 Gauge, type 304 Stainless Steel.

The inside corners are rounded for easy cleaning.

The units come equipped with adjustable PVC coated shelves.

The entire unit is built using a high density Polyurethane insulation that is foamed in place.

### **Doors**

Recessed handles for smoother front and reduced space requirements.

The gasket is magnetized to provide easy removal for cleaning.

Self-closing doors equipped with "stay open" feature when opened past 90 degrees.

### **Refrigeration**

Oversized factory balanced system designed to hold 33 - 45 degrees Fahrenheit.

The refrigeration system uses R134A that is CFC and HCFC free.

Condensor unit is easily accessible for routine cleaning and maintenance.

### **Electrical**

Units come factory wired and ready to connect with 115/60/1 phase, 15 amp dedicated plug and cord.



CMDR1-27VC



CMDR2-48VC



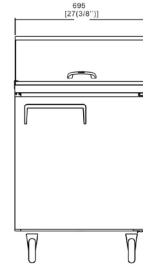
CMDR2-60VC



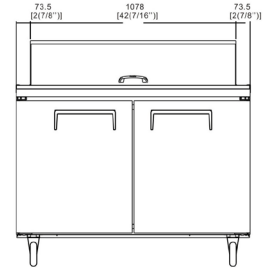
CMDR3-72VC

## FRONT ELEVATIONS

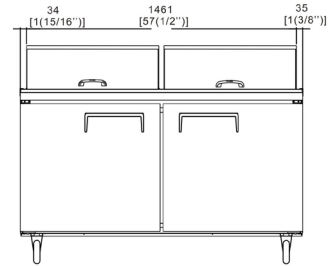
MODEL	CMDR1-27VC	C2MDR-48VC	CMDR2-60VC	CMDR3-72VC
<b>EXTERNAL DIMENSIONS</b>				
Overall Width inches / mm	27 / 698	48.2 / 1225	60.2 / 1530	72.7 / 1846
Overall Depth inches / mm	34 / 863	34 / 863	34 / 863	34 / 863
Overall Height inches / mm	46.5 / 1181.9	46.5 / 1181.9	46.5 / 1181.9	46.5 / 1181.9
Number of Doors	1	2	2	3
<b>INTERNAL DIMENSIONS</b>				
Capacity Cubic ft. / litres	7.9 / 224	14.7 / 416	18.6 / 527	22.6 / 640
Internal Width inches / mm	23.9 / 608	44.7 / 1135	56.7 / 1440	69.1 / 1756
Internal Depth inches / mm	23.5 / 599	23.5 / 599	23.5 / 599	23.5 / 599
Internal Height inches / mm	27.5 / 699.7	27.5 / 699.7	27.5 / 699.7	27.5 / 699.7
Number of shelves	1	2	2	3
<b>ELECTRICAL</b>				
Full Load Amperes 115/60/1	3.3	5.1	5.1	5.7
Cord Length Feet / Meters	8.5 / 2.6	8.5 / 2.6	8.5 / 2.6	8.5 / 2.6
Plug type	NEMA 5-15	NEMA 5-15	NEMA 5-15	NEMA 5-15
<b>REFRIGERATION DATA</b>				
Refrigerant	R-134A	R-134A	R-134A	R-134A
Horsepower	1/4	1/3	1/2	1/2
<b>WEIGHT</b>				
Gross Weight lbs / kg	242 / 110	287 / 130	375 / 110	419 / 190



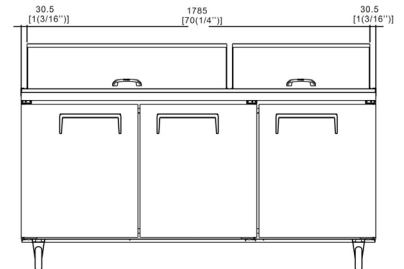
CMDR1-27VC



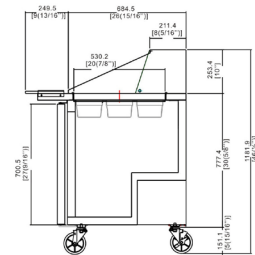
CMDR2-48VC



CMDR2-60VC



CMDR3-72VC  
SIDE ELEVATION



EFI Sales Ltd.  
Corporate Office  
26895 Gloucester Way  
Langley, BC V4W 3Y3

(604) 607-8850  
(888) 565-9920 Toll Free  
(604) 607-8820 Fax  
info@efifoodequip.com

Distribution Facilities:  
Toronto, ON  
Langley, BC