



Equipment for the Foodservice Industry

Project Name: _____
Product Number: _____
Quantity: _____

CLASSIC CHILL BACKBAR DIRECT DRAW FRIDGES

General

All steel construction for durability, the back bar direct draw refrigerators are available in 2 sizes to fit your needs.

Cabinet Construction

The exteriors are covered in attractive black vinyl; the counter top is made with Type 304 Stainless Steel.

The interiors are made from Type 304 Stainless Steel and have an energy efficient LED lamp installed and come equipped with PVC coated shelves.

The entire unit is built using a high density polyurethane insulation that is foamed in place.

Doors

The solid doors are equipped with locks for security.

The gasket is magnetized to provide easy removal for cleaning.

Self-closing doors equipped with the "stay open" feature when opened past 90 degrees.

Refrigeration

Oversized, factory balanced refrigeration is designed to hold 33 to 38 degrees Fahrenheit.

The refrigeration system uses R134A that is CFC and HCFC free.

Condenser unit is easily accessible for routine cleaning and maintenance.

Electrical

Units come factory wired and ready to connect with 115/60/1 phase, 15 amp dedicated plug and cord.



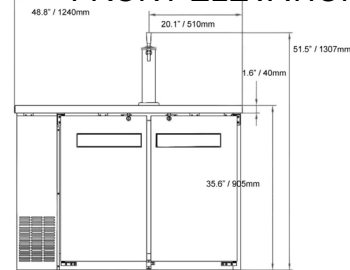
CBBDD2-48CC



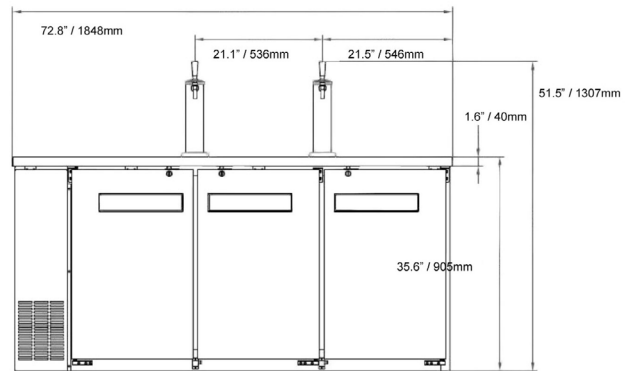
CBBDD3-72CC

MODEL	CBBDD2-48CC	CBBDD3-72CC
EXTERNAL DIMENSIONS		
Overall Width inches / mm	48.8" / 1240mm	72.8" / 1848mm
Overall Depth inches / mm	24.4" / 620mm	24.4" / 620mm
Overall Height inches / mm	36.2" / 920mm	36.2" / 920mm
Number of Doors	2	3
INTERNAL DIMENSIONS		
Capacity Cubic ft. / litres	11.8 / 335	19.6 / 556
Internal Width inches / mm	36.2" / 920mm	60.2" / 1528mm
Internal Depth inches / mm	18.5" / 470mm	18.5" / 470mm
Internal Height inches / mm	30.5" / 775mm	30.5" / 775mm
Number of shelves	4	6
ELECTRICAL		
Full Load Amperes 115/60/1	6.4	7.4
Cord Length Feet / Meters	7.2 / 2.2	7.2 / 2.2
Plug type	NEMA 5-15P	NEMA 5-15P
REFRIGERATION DATA		
Refrigerant	R134a	R134a
Horsepower	1/3	1/3
WEIGHT		
Gross Weight lbs / kg	315 / 143	410 / 186

FRONT ELEVATIONS

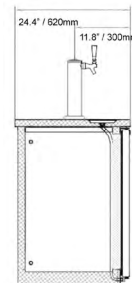


CBBDR2-48CC



CBBDR3-72CC

SIDE ELEVATION



EFI Sales Ltd.
 Corporate Office
 26895 Gloucester Way
 Langley, BC V4W 3Y3

(604) 607-8850
 (888) 565-9920 Toll Free
 (604) 607-8820 Fax
 info@efifoodequip.com

Distribution Facilities:
 Toronto, ON
 Langley, BC